

Signify Classified - Internal
Cooper Lighting Solutions Photometric Lab
1121 Highway 74 South
Peachtree City, GA 30269



Scaled data based on original data using
LM-79-08 Approved Method: Electrical and Photometric Measurements of Solid-
State Lighting Products

Test Report Prepared for
Cooper Lighting Solutions
(formerly Eaton)

Brand: McGRAW-EDISON

Report Number: P438801

Luminaire Tested: **ISW-SA1E-830-U-T4FT-HSS**

Issue Date: 12/10/2020

Test Information

Test Method: LM-79-08
Report Number: P438801
TEST IS SCALED FROM IESNA LM-79-08 TEST DATA (G3-2011-074-11)
Test Lab: INNOVATION CENTER
Issue Date: 12/10/2020
Manufacturer: COOPER LIGHTING SOLUTIONS (FORMERLY EATON)
Product Line: McGRAW-EDISON
Catalog Number: ISW-SA1E-830-U-T4FT-HSS
Description: IMPACT ELITE LED WEDGE LUMINAIRE
(1) 80 CRI, 3000K, 1050mA LIGHTSQUARE WITH 16 LEDS AND TYPE IV FORWARD
THROW OPTICS WITH HOUSE SIDE SHIELD
Light Source: -
Ballast/Driver: ELECTRONIC DRIVER

Summary

Lumens per Lamp: N/A
Luminaire Lumens: 4323 lumens
Efficiency: N/A
Efficacy: 74.3 lumens/watt
Luminous Opening: Rectangular (W 0.5' x L: 0.5' x H: 0')
IES Classification: Type IV - Short
BUG Rating: B1 - U0 - G2

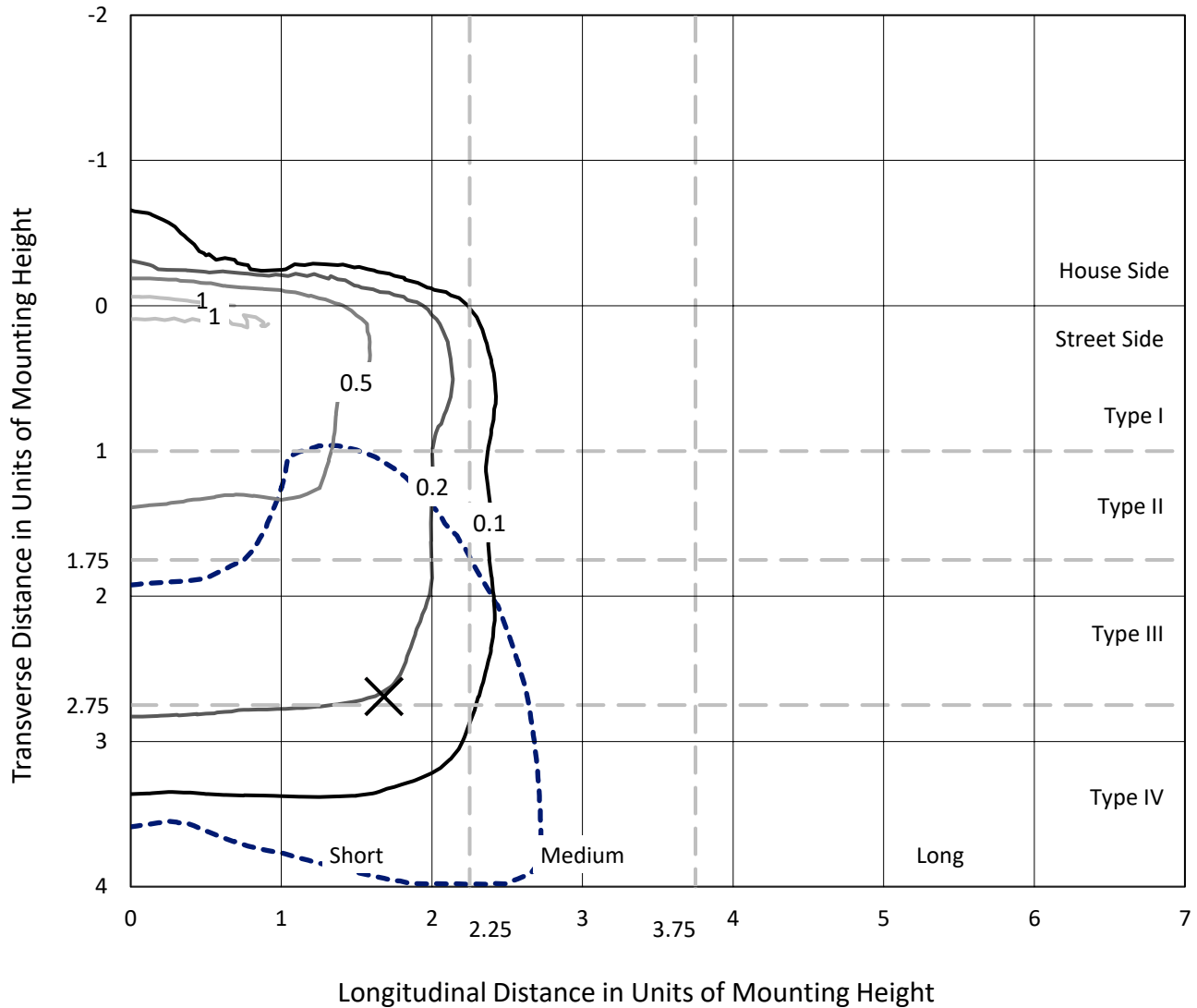
Input Watts (W): 58.2
Input Voltage (V): NR
Input Current (Ain): NR
Voltage Rise (V): NR
Power Factor: NR
Total Harmonic Distortion (THDi): NR
Frequency (hertz): 60
Stabilization Time: NR
Operation Time: NR
Ambient Temperature (°C): NR
Test Distance: 28.75 FT



REPORT NUMBER: P438801
 CATALOG NUMBER: ISW-SA1E-830-U-T4FT-HSS

Iso-Footcandle Lines of Horizontal Illumination

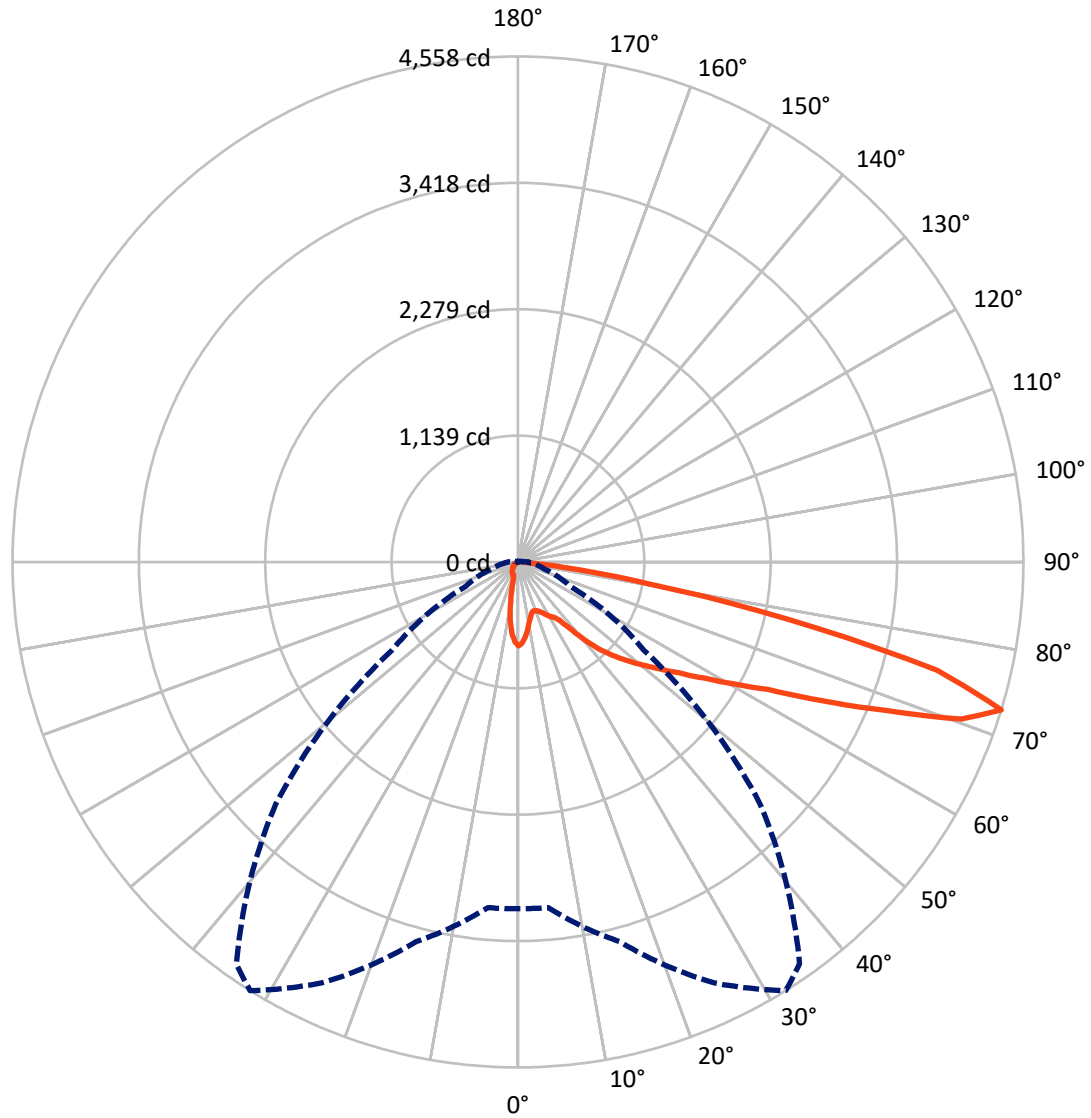
✕ Max cd
 - - - 1/2 Max cd



Based on 25 foot mounting height. Maximum calculated value = 1.2 fc
 Type IV - Short - N/A

REPORT NUMBER: P438801
CATALOG NUMBER: ISW-SA1E-830-U-T4FT-HSS

Luminous Intensity Polar Plot



— Vertical Plane Through 32-Deg Lateral - - - Horizontal Cone Through 72.5-Deg Vertical

REPORT NUMBER: P438801
 CATALOG NUMBER: ISW-SA1E-830-U-T4FT-HSS

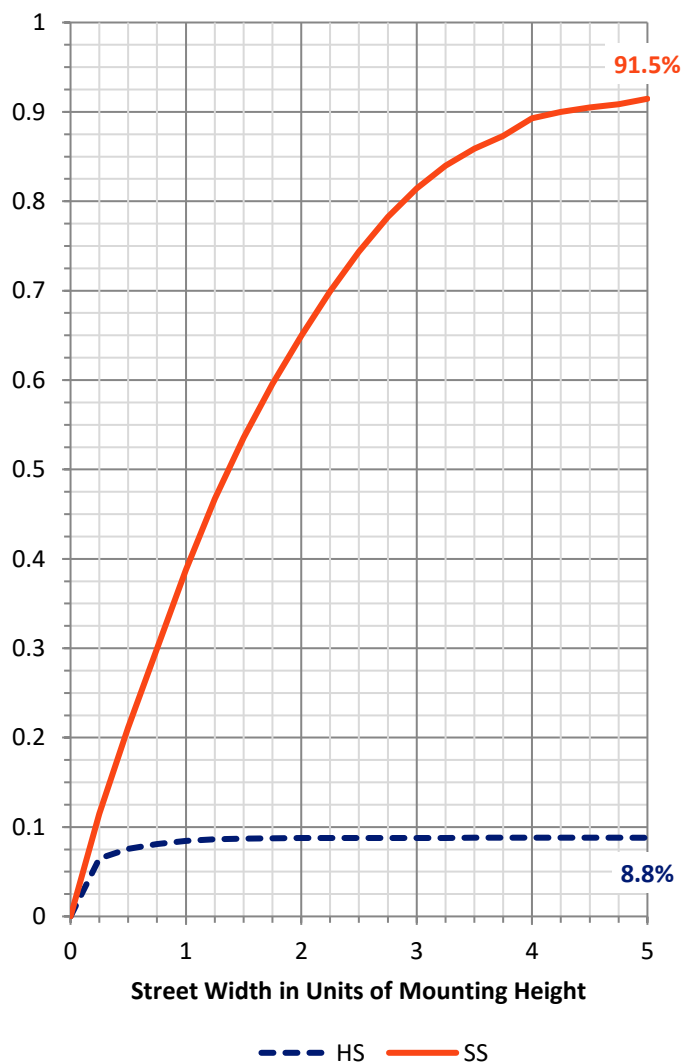
FLUX DISTRIBUTION:

		Downward	Upward	Total
House Side	Lumens	382.6	0.0	382.6
	% Fixture	8.9	0.0	8.9
Street Side	Lumens	3940.4	0.0	3940.4
	% Fixture	91.1	0.0	91.1
Total	Lumens	4323.0	0.0	4323.0
	% Fixture	100.0	0.0	100.0

ZONAL LUMENS:

Zone	Lumens	% Fixture
0°-10°	62.9	1.5
10°-20°	136.6	3.2
20°-30°	206.7	4.8
30°-40°	333.2	7.7
40°-50°	590.2	13.7
50°-60°	904.0	20.9
60°-70°	1209.4	28.0
70°-80°	834.9	19.3
80°-90°	45.2	1.0
90°-100°	0.0	0.0
100°-110°	0.0	0.0
110°-120°	0.0	0.0
120°-130°	0.0	0.0
130°-140°	0.0	0.0
140°-150°	0.0	0.0
150°-160°	0.0	0.0
160°-170°	0.0	0.0
170°-180°	0.0	0.0
0°-90°	4323.0	100.0
0°-180°	4323.0	100.0

Coefficient of Utilization

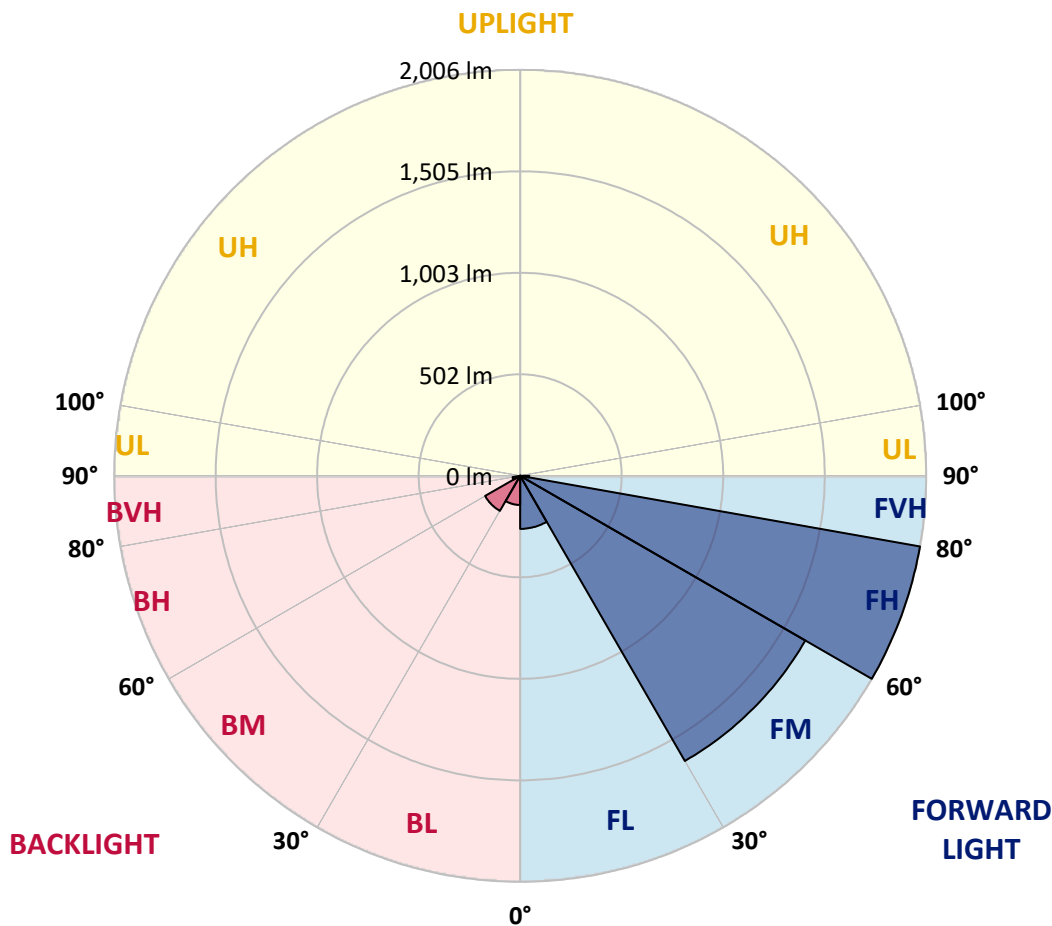


REPORT NUMBER: P438801
 CATALOG NUMBER: ISW-SA1E-830-U-T4FT-HSS

LUMINAIRE CLASSIFICATION SYSTEM LUMEN TABLE AND BUG RATING:

Zone	Lumens	% Fixture	Zone Rating/Lumen Limit		
			B	U	G
FL (0°-30°)	262.1	6.1			
FM (30°-60°)	1627.3	37.6			
FH (60°-80°)	2006.3	46.4			G2/5000
FVH (80°-90°)	44.6	1.0			G1/100
BL (0°-30°)	144.0	3.3	B1/500		
BM (30°-60°)	200.0	4.6	B0/220		
BH (60°-80°)	38.0	0.9	B0/110		G0/110
BVH (80°-90°)	0.6	0.0			G0/10
UL (90°-100°)	0.0	0.0		U0/0	
UH (100°-180°)	0.0	0.0		U0/0	

BUG Rating: B1-U0-G2
 Type IV Short





REPORT NUMBER: P438801
 CATALOG NUMBER: ISW-SA1E-830-U-T4FT-HSS

CANDELA DISTRIBUTION (FULL):

	0°	5°	15°	25°	32°	35°	45°	55°	65°	75°	85°
0°	757.4	757.4	757.4	757.4	757.4	757.4	757.4	757.4	757.4	757.4	757.4
2.5°	728.9	728.9	731.1	733.3	733.3	739.9	748.6	750.8	757.4	761.8	764.0
5°	652.3	661.1	661.1	672.0	680.8	689.5	711.4	724.6	746.4	761.8	766.2
7.5°	582.3	584.5	591.0	604.2	621.7	628.2	656.7	693.9	735.5	761.8	772.7
10°	512.2	514.4	518.8	538.5	556.0	571.3	610.7	656.7	715.8	761.8	781.5
12.5°	461.9	461.9	466.3	488.1	507.8	523.2	567.0	626.1	696.1	764.0	794.6
15°	444.4	444.4	442.2	453.1	470.6	483.8	534.1	599.8	678.6	768.3	807.7
17.5°	453.1	453.1	444.4	446.6	461.9	470.6	514.4	580.1	669.8	777.1	829.6
20°	470.6	470.6	453.1	453.1	468.4	475.0	512.2	569.1	665.5	792.4	860.3
22.5°	490.3	492.5	468.4	468.4	483.8	490.3	525.4	575.7	672.0	812.1	890.9
25°	523.2	523.2	492.5	492.5	505.7	516.6	549.4	595.4	680.8	836.2	939.1
27.5°	569.1	567.0	527.5	516.6	536.3	545.1	582.3	619.5	689.5	864.7	982.9
30°	623.9	612.9	573.5	551.6	569.1	575.7	612.9	652.3	715.8	906.2	1050.7
32.5°	683.0	687.3	623.9	584.5	593.2	602.0	650.1	702.7	759.6	961.0	1142.7
35°	799.0	799.0	733.3	658.9	643.6	647.9	700.5	768.3	814.3	1052.9	1247.7
37.5°	943.5	947.8	886.5	807.7	759.6	739.9	777.1	847.1	893.1	1168.9	1363.7
40°	1101.1	1094.5	1031.0	958.8	919.4	895.3	875.6	958.8	1000.4	1293.7	1479.8
42.5°	1232.4	1219.3	1133.9	1096.7	1072.6	1042.0	1002.6	1098.9	1138.3	1451.3	1613.3
45°	1317.8	1306.8	1221.5	1210.5	1201.8	1184.3	1193.0	1267.4	1304.6	1633.0	1753.4
47.5°	1383.4	1368.1	1295.9	1311.2	1328.7	1346.2	1422.9	1477.6	1468.8	1799.4	1867.2
50°	1473.2	1451.3	1383.4	1414.1	1460.1	1495.1	1670.2	1685.5	1617.7	1941.6	1970.1
52.5°	1527.9	1501.7	1484.1	1534.5	1602.4	1646.1	1941.6	1882.5	1735.9	2044.5	2051.1
55°	1573.9	1571.7	1602.4	1668.0	1766.5	1821.3	2164.9	2051.1	1812.5	2149.6	2094.9
57.5°	1714.0	1705.2	1757.8	1810.3	1974.5	2066.4	2405.7	2173.7	1867.2	2206.5	2070.8
60°	1913.2	1917.6	1919.8	2016.1	2226.2	2353.2	2596.2	2276.6	1908.8	2215.3	2000.7
62.5°	2224.0	2254.7	2202.1	2276.6	2530.5	2690.3	2780.0	2351.0	1895.7	2151.8	1823.4
65°	2675.0	2664.0	2589.6	2672.8	3012.1	3110.6	2970.5	2372.9	1819.1	1932.9	1490.7
67.5°	3134.7	3139.0	3104.0	3235.3	3565.9	3548.4	3185.0	2298.5	1622.1	1460.1	934.7
70°	3434.5	3441.1	3528.7	3883.3	4242.3	4121.9	3360.1	2035.8	1142.7	696.1	354.6
72.5°	3125.9	3128.1	3544.0	4187.6	4557.5	4426.2	3088.7	1383.4	521.0	247.4	124.8
75°	1978.9	1880.4	2633.4	3550.6	3903.0	3773.8	2202.1	645.8	229.8	124.8	52.5
77.5°	689.5	700.5	1072.6	2044.5	2493.3	2545.8	1131.7	212.3	127.0	85.4	28.5
80°	137.9	155.4	317.4	753.0	1182.1	1228.0	409.3	102.9	83.2	65.7	15.3
82.5°	8.8	10.9	94.1	313.0	483.8	459.7	81.0	52.5	56.9	46.0	8.8
85°	0.0	0.0	6.6	52.5	87.6	65.7	8.8	13.1	24.1	26.3	4.4
87.5°	0.0	0.0	0.0	0.0	0.0	0.0	0.0	0.0	0.0	2.2	0.0
90°	0.0	0.0	0.0	0.0	0.0	0.0	0.0	0.0	0.0	0.0	0.0



REPORT NUMBER: P438801
 CATALOG NUMBER: ISW-SA1E-830-U-T4FT-HSS

CANDELA DISTRIBUTION (continued):

	90°	95°	105°	115°	125°	135°	145°	155°	165°	175°	180°
0°	757.4	757.4	757.4	757.4	757.4	757.4	757.4	757.4	757.4	757.4	757.4
2.5°	764.0	764.0	753.0	748.6	742.1	733.3	724.6	720.2	711.4	713.6	713.6
5°	766.2	761.8	748.6	728.9	707.0	685.2	658.9	641.4	621.7	626.1	623.9
7.5°	770.5	768.3	737.7	702.7	663.3	615.1	569.1	529.7	494.7	486.0	479.4
10°	779.3	772.7	728.9	672.0	593.2	514.4	435.6	367.8	339.3	308.6	302.1
12.5°	788.0	777.1	713.6	628.2	507.8	391.8	288.9	227.7	190.4	179.5	175.1
15°	801.2	783.7	693.9	567.0	407.2	264.9	181.7	148.9	142.3	140.1	140.1
17.5°	818.7	788.0	674.2	496.9	299.9	170.7	133.5	133.5	135.7	137.9	137.9
20°	845.0	799.0	645.8	411.5	201.4	129.2	127.0	129.2	131.3	133.5	133.5
22.5°	873.4	816.5	612.9	321.8	142.3	120.4	120.4	122.6	124.8	127.0	127.0
25°	906.2	829.6	569.1	229.8	118.2	113.8	113.8	116.0	118.2	120.4	120.4
27.5°	941.3	845.0	510.0	157.6	107.3	107.3	109.5	111.6	113.8	113.8	116.0
30°	993.8	869.0	448.7	116.0	98.5	98.5	102.9	107.3	109.5	109.5	111.6
32.5°	1061.7	888.7	365.6	98.5	91.9	89.7	94.1	100.7	105.1	107.3	107.3
35°	1136.1	917.2	273.6	89.7	85.4	83.2	85.4	91.9	100.7	105.1	105.1
37.5°	1212.7	943.5	203.6	85.4	78.8	76.6	78.8	83.2	91.9	100.7	102.9
40°	1289.3	947.8	146.7	78.8	74.4	72.2	72.2	76.6	85.4	94.1	96.3
42.5°	1368.1	965.4	111.6	74.4	67.9	67.9	67.9	70.0	76.6	83.2	85.4
45°	1457.9	976.3	89.7	67.9	63.5	63.5	63.5	63.5	67.9	70.0	70.0
47.5°	1534.5	961.0	72.2	61.3	59.1	59.1	59.1	56.9	56.9	54.7	54.7
50°	1589.2	925.9	59.1	54.7	54.7	56.9	52.5	48.2	48.2	43.8	43.8
52.5°	1622.1	873.4	50.3	48.2	52.5	52.5	46.0	43.8	39.4	35.0	32.8
55°	1619.9	785.9	43.8	41.6	46.0	46.0	39.4	35.0	30.6	26.3	26.3
57.5°	1556.4	689.5	39.4	35.0	39.4	37.2	32.8	26.3	21.9	17.5	17.5
60°	1457.9	586.7	35.0	28.5	30.6	28.5	26.3	19.7	15.3	10.9	10.9
62.5°	1324.3	490.3	28.5	24.1	21.9	21.9	19.7	15.3	8.8	6.6	6.6
65°	1070.4	363.4	21.9	17.5	15.3	17.5	13.1	8.8	4.4	2.2	2.2
67.5°	661.1	208.0	17.5	13.1	10.9	13.1	8.8	6.6	2.2	0.0	0.0
70°	260.5	89.7	13.1	8.8	8.8	8.8	6.6	4.4	0.0	0.0	0.0
72.5°	89.7	39.4	10.9	6.6	6.6	4.4	4.4	2.2	0.0	0.0	0.0
75°	39.4	24.1	8.8	6.6	4.4	4.4	2.2	2.2	0.0	0.0	0.0
77.5°	21.9	15.3	6.6	4.4	4.4	2.2	2.2	2.2	0.0	0.0	0.0
80°	13.1	8.8	4.4	4.4	4.4	2.2	2.2	2.2	0.0	0.0	0.0
82.5°	8.8	4.4	2.2	2.2	2.2	2.2	2.2	2.2	0.0	0.0	0.0
85°	4.4	2.2	0.0	2.2	0.0	0.0	0.0	0.0	0.0	0.0	0.0
87.5°	0.0	0.0	0.0	0.0	0.0	0.0	0.0	0.0	0.0	0.0	0.0
90°	0.0	0.0	0.0	0.0	0.0	0.0	0.0	0.0	0.0	0.0	0.0

Cooper Lighting Solutions Photometric Lab
1121 Highway 74 South
Peachtree City, GA 30269



LM-79-2019: Approved Method: Electrical and Photometric Measurements of Solid-State Lighting Products

Report Prepared for

Cooper Lighting Solutions

MCGRAW EDISON

Report Number: SP1-2408-195-9

Test Date: 08/07/2024

Luminaire Tested: GALN-SB1A-830-U-5WQ

Data in this report applies to families of products including GALN-SB1A-830-U-5WQ.

Test Information

Test Method: LM-79-2019
 Report Number: SP1-2408-195-9
 Test Lab: COOPER LIGHTING SOLUTIONS
 Photometer: SP1 - 76IN SPHERE
 Measurement Geometry: 4π
 Issue Date: 08/07/2024
 Manufacturer: COOPER LIGHTING SOLUTIONS
 Product Line: MCGRAW EDISON
 Catalog Number: **GALN-SB1A-830-U-5WQ**
 Description: GALLEON AREA AND ROADWAY LUMINAIRE. (1) 80 CRI, 3000K, 350MA HIGH DENSITY LIGHTSQUARE WITH 26 LEDS AND TYPE V WIDE OPTICS

Spectral Parameters

CCT (K): 3050
 CIE u': 0.2476
 CIE v': 0.5251
 Duv: 0.0034
 CIE x: 0.4383
 CIE y: 0.4131
 CIE z: 0.1487
 Peak Wavelength (nm): 603
 Dominant Wavelength (nm): 581
 Purity: 55.55201
 Rf: 81.5
 Rg: 99.2

CRI (Ra):	81.0		
R1:	79.6	R9:	7.1
R2:	85.6	R10:	67.0
R3:	92.0	R11:	82.7
R4:	82.6	R12:	63.2
R5:	78.9	R13:	80.3
R6:	81.7	R14:	95.0
R7:	85.2	R15:	71.7
R8:	62.0		



Test Conditions

Stabilization Time: 20M
 Operation Time: 1H 20M
 Sphere Temperature (°C): 24.2

REPORT NUMBER: SP1-2408-195-9

Measurement and Test Equipment			
Instrument	Identification Number	Calibration Date	Calibration Due Date
Photometer	IN0058	6/18/2024	12/18/2024
Power Meter	INXT2011004	2/8/2024	2/8/2025
AC Power Source	IN0063	10/24/2023	10/24/2024
DC Power Source	IN0208	10/24/2023	10/24/2024
Sphere Thermometer	IN0085	10/24/2023	10/24/2024
Room Thermometer	IN0046	10/24/2023	10/24/2024

REPORT NUMBER: SP1-2408-195-9

CIE 1931 Chromaticity Diagram



CIE 1931 Chromaticity Diagram with 2017 ANSI 7-Step and 4-Step Quadrangles



CCT = 3050K
 CIE x = 0.4383
 CIE y = 0.4131
 Duv = 0.0034

Point lies inside the ANSI 3000K 4-step quadrangle

REPORT NUMBER: SP1-2408-195-9

Photopic Flux vs. Wavelength



Photopic Lumens: NR

λ (nm)	Power W [^] /nm	Lumens (ϕ /nm)	λ (nm)	Power W [^] /nm	Lumens (ϕ /nm)	λ (nm)	Power W [^] /nm	Lumens (ϕ /nm)	λ (nm)	Power W [^] /nm	Lumens (ϕ /nm)	λ (nm)	Power W [^] /nm	Lumens (ϕ /nm)
360	0	NR	490	168	NR	620	940	NR	750	35	NR	880	1	NR
365	0	NR	495	233	NR	625	897	NR	755	30	NR	885	1	NR
370	0	NR	500	300	NR	630	847	NR	760	26	NR	890	1	NR
375	0	NR	505	372	NR	635	790	NR	765	22	NR	895	1	NR
380	0	NR	510	430	NR	640	730	NR	770	19	NR	900	1	NR
385	0	NR	515	483	NR	645	668	NR	775	16	NR	905	1	NR
390	0	NR	520	524	NR	650	605	NR	780	14	NR	910	0	NR
395	2	NR	525	555	NR	655	545	NR	785	12	NR	915	0	NR
400	4	NR	530	581	NR	660	485	NR	790	10	NR	920	0	NR
405	7	NR	535	604	NR	665	430	NR	795	9	NR	925	0	NR
410	17	NR	540	623	NR	670	378	NR	800	8	NR	930	0	NR
415	34	NR	545	645	NR	675	331	NR	805	7	NR	935	0	NR
420	68	NR	550	667	NR	680	290	NR	810	6	NR	940	0	NR
425	128	NR	555	693	NR	685	251	NR	815	5	NR	945	0	NR
430	214	NR	560	719	NR	690	218	NR	820	4	NR	950	0	NR
435	339	NR	565	754	NR	695	188	NR	825	4	NR	955	0	NR
440	507	NR	570	791	NR	700	162	NR	830	3	NR	960	0	NR
445	573	NR	575	830	NR	705	139	NR	835	3	NR	965	0	NR
450	356	NR	580	873	NR	710	119	NR	840	3	NR	970	0	NR
455	217	NR	585	913	NR	715	102	NR	845	2	NR	975	0	NR
460	168	NR	590	948	NR	720	88	NR	850	2	NR	980	0	NR
465	113	NR	595	974	NR	725	76	NR	855	2	NR	985	0	NR
470	85	NR	600	994	NR	730	65	NR	860	1	NR	990	0	NR
475	85	NR	605	998	NR	735	55	NR	865	1	NR	995	0	NR
480	94	NR	610	994	NR	740	47	NR	870	1	NR	1000	0	NR
485	120	NR	615	973	NR	745	41	NR	875	1	NR			

REPORT NUMBER: SP1-2408-195-9

Scotopic Flux vs. Wavelength



Scotopic Lumens: NR

S/P: 1.27

λ (nm)	Power W [^] /nm	Lumens (ϕ /nm)	λ (nm)	Power W [^] /nm	Lumens (ϕ /nm)	λ (nm)	Power W [^] /nm	Lumens (ϕ /nm)	λ (nm)	Power W [^] /nm	Lumens (ϕ /nm)	λ (nm)	Power W [^] /nm	Lumens (ϕ /nm)
360	0	NR	490	168	NR	620	940	NR	750	35	NR	880	1	NR
365	0	NR	495	233	NR	625	897	NR	755	30	NR	885	1	NR
370	0	NR	500	300	NR	630	847	NR	760	26	NR	890	1	NR
375	0	NR	505	372	NR	635	790	NR	765	22	NR	895	1	NR
380	0	NR	510	430	NR	640	730	NR	770	19	NR	900	1	NR
385	0	NR	515	483	NR	645	668	NR	775	16	NR	905	1	NR
390	0	NR	520	524	NR	650	605	NR	780	14	NR	910	0	NR
395	2	NR	525	555	NR	655	545	NR	785	12	NR	915	0	NR
400	4	NR	530	581	NR	660	485	NR	790	10	NR	920	0	NR
405	7	NR	535	604	NR	665	430	NR	795	9	NR	925	0	NR
410	17	NR	540	623	NR	670	378	NR	800	8	NR	930	0	NR
415	34	NR	545	645	NR	675	331	NR	805	7	NR	935	0	NR
420	68	NR	550	667	NR	680	290	NR	810	6	NR	940	0	NR
425	128	NR	555	693	NR	685	251	NR	815	5	NR	945	0	NR
430	214	NR	560	719	NR	690	218	NR	820	4	NR	950	0	NR
435	339	NR	565	754	NR	695	188	NR	825	4	NR	955	0	NR
440	507	NR	570	791	NR	700	162	NR	830	3	NR	960	0	NR
445	573	NR	575	830	NR	705	139	NR	835	3	NR	965	0	NR
450	356	NR	580	873	NR	710	119	NR	840	3	NR	970	0	NR
455	217	NR	585	913	NR	715	102	NR	845	2	NR	975	0	NR
460	168	NR	590	948	NR	720	88	NR	850	2	NR	980	0	NR
465	113	NR	595	974	NR	725	76	NR	855	2	NR	985	0	NR
470	85	NR	600	994	NR	730	65	NR	860	1	NR	990	0	NR
475	85	NR	605	998	NR	735	55	NR	865	1	NR	995	0	NR
480	94	NR	610	994	NR	740	47	NR	870	1	NR	1000	0	NR
485	120	NR	615	973	NR	745	41	NR	875	1	NR			

REPORT NUMBER: SP1-2408-195-9

Melanopic Flux vs. Wavelength



Melanopic Lumens: NR

M/P: 2.32

λ (nm)	Power W [^] /nm	Lumens (φ/nm)	λ (nm)	Power W [^] /nm	Lumens (φ/nm)	λ (nm)	Power W [^] /nm	Lumens (φ/nm)	λ (nm)	Power W [^] /nm	Lumens (φ/nm)	λ (nm)	Power W [^] /nm	Lumens (φ/nm)
360	0	NR	490	168	NR	620	940	NR	750	35	NR	880	1	NR
365	0	NR	495	233	NR	625	897	NR	755	30	NR	885	1	NR
370	0	NR	500	300	NR	630	847	NR	760	26	NR	890	1	NR
375	0	NR	505	372	NR	635	790	NR	765	22	NR	895	1	NR
380	0	NR	510	430	NR	640	730	NR	770	19	NR	900	1	NR
385	0	NR	515	483	NR	645	668	NR	775	16	NR	905	1	NR
390	0	NR	520	524	NR	650	605	NR	780	14	NR	910	0	NR
395	2	NR	525	555	NR	655	545	NR	785	12	NR	915	0	NR
400	4	NR	530	581	NR	660	485	NR	790	10	NR	920	0	NR
405	7	NR	535	604	NR	665	430	NR	795	9	NR	925	0	NR
410	17	NR	540	623	NR	670	378	NR	800	8	NR	930	0	NR
415	34	NR	545	645	NR	675	331	NR	805	7	NR	935	0	NR
420	68	NR	550	667	NR	680	290	NR	810	6	NR	940	0	NR
425	128	NR	555	693	NR	685	251	NR	815	5	NR	945	0	NR
430	214	NR	560	719	NR	690	218	NR	820	4	NR	950	0	NR
435	339	NR	565	754	NR	695	188	NR	825	4	NR	955	0	NR
440	507	NR	570	791	NR	700	162	NR	830	3	NR	960	0	NR
445	573	NR	575	830	NR	705	139	NR	835	3	NR	965	0	NR
450	356	NR	580	873	NR	710	119	NR	840	3	NR	970	0	NR
455	217	NR	585	913	NR	715	102	NR	845	2	NR	975	0	NR
460	168	NR	590	948	NR	720	88	NR	850	2	NR	980	0	NR
465	113	NR	595	974	NR	725	76	NR	855	2	NR	985	0	NR
470	85	NR	600	994	NR	730	65	NR	860	1	NR	990	0	NR
475	85	NR	605	998	NR	735	55	NR	865	1	NR	995	0	NR
480	94	NR	610	994	NR	740	47	NR	870	1	NR	1000	0	NR
485	120	NR	615	973	NR	745	41	NR	875	1	NR			

Summary

$R_f = 81.5$
 $R_g = 99.2$
 $CIE R_a = 81.0$
 $R_9 = 7.1$



Color Vector Graphics



Individual Sample Fidelity Index ($R_{f,i}$)

CES01 = 86	CES26 = 74	CES51 = 89	CES76 = 70
CES02 = 63	CES27 = 88	CES52 = 92	CES77 = 86
CES03 = 31	CES28 = 89	CES53 = 81	CES78 = 72
CES04 = 70	CES29 = 67	CES54 = 87	CES79 = 90
CES05 = 50	CES30 = 68	CES55 = 85	CES80 = 88
CES06 = 51	CES31 = 71	CES56 = 78	CES81 = 78
CES07 = 42	CES32 = 70	CES57 = 76	CES82 = 95
CES08 = 41	CES33 = 71	CES58 = 78	CES83 = 90
CES09 = 29	CES34 = 82	CES59 = 92	CES84 = 94
CES10 = 76	CES35 = 90	CES60 = 95	CES85 = 86
CES11 = 59	CES36 = 93	CES61 = 93	CES86 = 72
CES12 = 65	CES37 = 87	CES62 = 83	CES87 = 85
CES13 = 43	CES38 = 75	CES63 = 77	CES88 = 83
CES14 = 74	CES39 = 94	CES64 = 83	CES89 = 75
CES15 = 71	CES40 = 89	CES65 = 77	CES90 = 81
CES16 = 47	CES41 = 85	CES66 = 80	CES91 = 96
CES17 = 50	CES42 = 86	CES67 = 79	CES92 = 73
CES18 = 56	CES43 = 81	CES68 = 84	CES93 = 84
CES19 = 72	CES44 = 99	CES69 = 91	CES94 = 64
CES20 = 66	CES45 = 87	CES70 = 78	CES95 = 80
CES21 = 87	CES46 = 82	CES71 = 76	CES96 = 84
CES22 = 79	CES47 = 77	CES72 = 92	CES97 = 87
CES23 = 92	CES48 = 71	CES73 = 71	CES98 = 81
CES24 = 91	CES49 = 81	CES74 = 93	CES99 = 74
CES25 = 72	CES50 = 89	CES75 = 74	



Color Rendition by Hue-Angle Bin



Measure Comparisons



(END OF REPORT)